



# 2018 Alumni Survey

The 2018 Alumni Survey was distributed in fall 2018 to 150 program completers who graduated in 2016-2017 from the College of Charleston Teacher Education Program. Out of 150, 38 responded for a 25% response rate. Out of the 38, six partially completed the survey.

Early Childhood UG	7
Early Childhood G	2
Elementary UG	6
Elementary G	3
Middle Grades UG	3
Middle Grades G	3
Special Education UG	6
Special Education G	2
Physical Education	2
Secondary Social Studies	2
Secondary English	1
Foreign Language	1

## I was a classroom teacher during the 2017-2018 school year:

Answer	Bar	Response	%
Yes		35	92.11%
No		3	7.89%
Total		38	100.00%

**In relation to the responsibilities you confront on the job as a teacher, please indicate how well the teacher education program at the College of Charleston prepared you to do each of the following:**

***The Learner and Learning***

Question	Well prepared (4)	Adequately prepared (3)	Poorly prepared (2)	Not at all prepared (1)	Not applicable	Response	Average Value
Promote students' growth and development	18	17	-	-	-	35	3.51
Respect students as individuals with differing personal and family backgrounds and various skills, abilities, perspectives, talents, and interests	29	5	1	-	-	35	3.80
Establish a climate of learning where students value and support each other's learning (peer relationships)	20	15	-	-	-	35	3.57
Support students as they engage in purposeful learning	23	12	-	-	-	35	3.66

**In relation to the responsibilities you confront on the job as a teacher, please indicate how well the teacher education program at the College of Charleston prepared you to do each of the following:**

**Content Knowledge**

Question	Well prepared (4)	Adequately prepared (3)	Poorly prepared (2)	Not at all prepared (1)	Not applicable	Response	Average Value
Work toward each student's mastery of disciplinary content and skills	17	15	3	-	-	35	3.40
Recognize the potential of bias in my representation of the discipline	18	13	4	-	-	35	3.40
Keep abreast of new ideas and understandings in the field	23	11	1	-	-	35	3.63
Embrace flexible learning environments that encourage student exploration, discovery, and expression across content areas	24	9	2	-	-	35	3.63

**In relation to the responsibilities you confront on the job as a teacher, please indicate how well the teacher education program at the College of Charleston prepared you to do each of the following:**

**Instructional Practice**




Question	Well prepared (4)	Adequately prepared (3)	Poorly prepared (2)	Not at all prepared (1)	Not applicable	Response	Average Value
Align instruction and assessment with learning goals	18	12	2	-	-	32	3.50
Engage students actively in self-assessment processes	9	17	5	1	-	32	3.06
Provide timely and effective descriptive feedback to students on their progress	11	16	4	-	1	32	3.23
Use multiple types of assessments to support, verify, and document learning	16	11	5	-	-	32	3.34
Make accommodations in assessments and testing conditions, especially for students with disabilities and language learning needs	19	9	4	-	-	32	3.47
Use students' diverse strengths and needs to plan effective instruction	19	10	3	-	-	32	3.50
Use new and emerging technologies to support and promote student learning	16	11	5	-	-	32	3.34
Adapt instruction to student responses, ideas, and needs	19	11	2	-	-	32	3.53

**In relation to the responsibilities you confront on the job as a teacher, please indicate how well the teacher education program at the College of Charleston prepared you to do each of the following:**



**Professional Responsibility**

Question	Well prepared (4)	Adequately prepared (3)	Poorly prepared (2)	Not at all prepared (1)	Not applicable	Response	Average Value
Manage potential biases within my own frame of reference (e.g., culture, gender, language, abilities, ways of knowing).	20	9	1	-	-	30	3.63
Seek opportunities to draw upon current education policy and research as sources of analysis and reflection to improve practice	11	15	4	-	-	30	3.23
Adhere to codes of ethics, professional standards of practice, and relevant law and policy	22	7	-	1	-	30	3.67
Use ongoing analysis and reflection to improve planning and practice	20	10	-	-	-	30	3.67
Implement continuous improvement and change in the classroom	19	10	1	-	-	30	3.60
Share responsibility for shaping and supporting the mission of my school as an advocate for students	17	12	1	-	-	30	3.53
Work collaboratively with the learning community (e.g., students, colleagues, families, larger community) in setting and meeting	22	7	1	-	-	30	3.70
Take initiative to grow and develop with colleagues through interactions that enhance practice and support student learning	18	12	-	-	-	30	3.60






**Overall, how effective was the teacher education program at the College of Charleston in preparing you as a teacher?**

Answer	Bar	Response	%
More than effective		14	48.28%
Appropriately effective		14	48.28%
Somewhat effective		1	3.45%
Not effective		0	0.00%
Total		29	100.00%



**Are you currently teaching in a public or private setting?**

Answer	Bar	Response	%
Public		28	96.55%
Private		1	3.45%
Other		0	0.00%
Total		29	100.00%




**If public setting, please indicate the school district in which you are teaching:**

Answer	Bar	Response	%
Charleston County School District		12	42.86%
Berkeley County School District		10	35.71%
Dorchester Two School District		2	7.14%
Dorchester Four School District		0	0.00%
Other South Carolina School District		1	3.57%
School District in a state other than South Carolina		3	10.71%
Total		28	100.00%

**Do you plan to continue being a classroom teacher for the next five years?**

Answer	Bar	Response	%
Yes		26	89.66%
No		3	10.34%
Total		29	100.00%

**If not a classroom teacher, please indicate your *current* status of employment:**

Answer	Bar	Response	%
Seeking employment outside of the education field		0	0.00%
Enrolled in higher education		0	0.00%
Employed outside of the education field		1	33.33%
Not employed; not seeking employment		0	0.00%
Seeking employment as a classroom teacher		1	33.33%
Employed in an education position other than that of a classroom teacher		1	33.33%
Total		3	100.00%