



2019 Alumni Survey

The 2019 Alumni Survey was distributed in fall 2019 to 130 program completers who graduated in 2017-2018 from the College of Charleston Teacher Education Program. Out of 130, 31 responded for a 24% response rate. Out of the 31, four partially completed the survey.

Early Childhood UG	5
Elementary UG	6
Middle Grades UG	5
Middle Grades G	1
Special Education UG	5
Performing Arts	1
Secondary Social Studies	3
Secondary Biology	1
Secondary Mathematics	1
Foreign Language	3

I was a classroom teacher during the 2018-2019 school year:

Answer	Bar	Response	%
Yes		28	90.32%
No		3	9.68%
Total		31	100.00%

In relation to the responsibilities you confront on the job as a teacher, please indicate how well the teacher education program at the College of Charleston prepared you to do each of the following:

The Learner and Learning

Question	Well prepared (4)	Adequately prepared (3)	Poorly prepared (2)	Not at all prepared (1)	Not applicable	Response	Average Value
Promote students' growth and development	14	12	2	-	-	28	3.43
Respect students as individuals with differing personal and family backgrounds and various skills, abilities, perspectives, talents, and interests	21	6	1	-	-	28	3.71
Establish a climate of learning where students value and support each other's learning (peer relationships)	14	10	2	1	1	28	3.37
Support students as they engage in purposeful learning	13	11	2	1	1	28	3.33

In relation to the responsibilities you confront on the job as a teacher, please indicate how well the teacher education program at the College of Charleston prepared you to do each of the following:

Content Knowledge

Question	Well prepared (4)	Adequately prepared (3)	Poorly prepared (2)	Not at all prepared (1)	Not applicable	Response	Average Value
Work toward each student's mastery of disciplinary content and skills	14	12	-	2	-	28	3.36
Recognize the potential of bias in my representation of the discipline	16	10	2	-	-	28	3.50
Keep abreast of new ideas and understandings in the field	16	11	-	1	-	28	3.50
Embrace flexible learning environments that encourage student exploration, discovery, and expression across content areas	14	8	5	1	-	28	3.25

In relation to the responsibilities you confront on the job as a teacher, please indicate how well the teacher education program at the College of Charleston prepared you to do each of the following:

Instructional Practice




Question	Well prepared (4)	Adequately prepared (3)	Poorly prepared (2)	Not at all prepared (1)	Not applicable	Response	Average Value
Align instruction and assessment with learning goals	15	8	3	-	-	26	3.46
Engage students actively in self-assessment processes	8	12	6	-	-	26	3.08
Provide timely and effective descriptive feedback to students on their progress	10	11	3	1	1	26	3.20
Use multiple types of assessments to support, verify, and document learning	12	9	5	-	-	26	3.27
Make accommodations in assessments and testing conditions, especially for students with disabilities and language learning needs	12	8	4	2	-	26	3.15
Use students' diverse strengths and needs to plan effective instruction	13	11	1	1	-	26	3.38
Use new and emerging technologies to support and promote student learning	14	8	3	1	-	26	3.35
Adapt instruction to student responses, ideas, and needs	10	14	2	-	-	26	3.31

In relation to the responsibilities you confront on the job as a teacher, please indicate how well the teacher education program at the College of Charleston prepared you to do each of the following:




Professional Responsibility

Question	Well prepared (4)	Adequately prepared (3)	Poorly prepared (2)	Not at all prepared (1)	Not applicable	Response	Average Value
Manage potential biases within my own frame of reference (e.g., culture, gender, language, abilities, ways of knowing).	17	8	-	-	-	25	3.68
Seek opportunities to draw upon current education policy and research as sources of analysis and reflection to improve practice	11	13	1	-	-	25	3.40
Adhere to codes of ethics, professional standards of practice, and relevant law and policy	19	5	1	-	-	25	3.72
Use ongoing analysis and reflection to improve planning and practice	14	10	1	-	-	25	3.52
Implement continuous improvement and change in the classroom	18	7	-	-	-	25	3.72
Share responsibility for shaping and supporting the mission of my school as an advocate for students	16	7	-	1	1	25	3.58
Work collaboratively with the learning community (e.g., students, colleagues, families, larger community) in setting and meeting challenging goals	16	8	-	1	-	25	3.56
Take initiative to grow and develop with colleagues through interactions that enhance practice and support student learning	16	8	-	1	-	25	3.56






Overall, how effective was the teacher education program at the College of Charleston in preparing you as a teacher?

Answer	Bar	Response	%
More than effective		9	37.50%
Appropriately effective		13	54.17%
Somewhat effective		2	8.33%
Not effective		0	0.00%
Total		24	100.00%



Are you currently teaching in a public or private setting?

Answer	Bar	Response	%
Public		20	83.33%
Private		1	4.17%
Other		3	12.50%
Total		24	100.00%



If public setting, please indicate the school district in which you are teaching:

Answer	Bar	Response	%
Charleston County School District		8	40.00%
Berkeley County School District		5	25.00%
Dorchester Two School District		1	5.00%
Dorchester Four School District		0	0.00%
Other South Carolina School District		5	25.00%
School District in a state other than South Carolina		1	5.00%
Total		20	100.00%

Do you plan to continue being a classroom teacher for the next five years?

Answer	Bar	Response	%
Yes		21	87.50%
No		3	12.50%
Total		24	100.00%

If not a classroom teacher, please indicate your *current* status of employment:

Answer	Bar	Response	%
Seeking employment outside of the education field		0	0.00%
Enrolled in higher education		1	33.33%
Employed outside of the education field		0	0.00%
Not employed; not seeking employment		0	0.00%
Seeking employment as a classroom teacher		0	0.00%
Employed in an education position other than that of a classroom teacher		2	66.67%
Total		3	100.00%