


Summary Institution-Level Pass Rate Data: Traditional Teacher Preparation Program Within IHE


		HEOA - Title II 2015 - 2016 Academic Year				
Institution Name		COLLEGE OF CHARLESTON				
Institution Code		5113				
State		South Carolina				
		<i>April 6, 2017</i>				
		Statewide				
Group	Number Taking Assessment¹	Number Passing Assessment²	Institutional Pass Rate	Number Taking Assessment¹	Number Passing Assessment²	Statewide Pass Rate
All program completers, 2015-16	176	171	97%	1794	1739	97%
All program completers, 2014-15	168	164	98%	1964	1888	96%
All program completers, 2013-14	199	195	98%	1942	1893	97%

Note: In cases where there are less than ten students taking the assessment or license/certificate, the number passing and pass rate are not reported.

¹ Number of completers taking one or more assessments within their area of specialization.

² Summary level "Number Taking Assessment" may differ from assessment level "Number Taking Assessment" because each student is counted once at the summary level but may be counted in multiple assessments at the assessment level.


Single Assessment Institution-Level Pass Rate Data: Traditional Teacher Preparation Program Within IHE

	HEOA - Title II 2015 - 2016 Academic Year
	Institution Name COLLEGE OF CHARLESTON
	Institution Code 5113
	State South Carolina

April 6, 2017

Assessment Information ¹	Group	Number Taking Assessment	Number Passing Assessment	Institutional Pass Rate	Institutional Average Scaled Score	Assessment Cut Score ²	Statewide			
							Number Taking Assessment	Number Passing Assessment	Statewide Pass Rate	Statewide Average Scaled Score
AGRICULTURE (5701) Test Company: ETS Score Range: 100-200	All enrolled students who have completed all nonclinical courses, 2015-16									
	Other enrolled students, 2015-16						4			
	All program completers, 2015-16						5			
	All program completers, 2014-15						10	10	100%	170
	All program completers, 2013-14									
ART CONTENT AND ANALYSIS (5135) Test Company: ETS Score Range: 100-200	All enrolled students who have completed all nonclinical courses, 2015-16						4			
	Other enrolled students, 2015-16						18	11	61%	166
	All program completers, 2015-16						31	28	90%	172
	All program completers, 2014-15						44	42	95%	175
	All program completers, 2013-14						36	35	97%	171
BIOLOGY AND GENERAL SCIENCE (0030) Test Company: ETS Score Range: 250-990	All enrolled students who have completed all nonclinical courses, 2015-16									
	Other enrolled students, 2015-16						1			
	All program completers, 2015-16						2			
	All program completers, 2014-15						17	17	100%	684
	All program completers, 2013-14	2				570	58	58	100%	675
BIOLOGY CONTENT KNOWLEDGE (0235) Test Company: ETS Score Range: 100-200	All enrolled students who have completed all nonclinical courses, 2015-16						3			
	Other enrolled students, 2015-16						14	14	100%	165
	All program completers, 2015-16	3				148	45	45	100%	167
	All program completers, 2014-15	2				148	15	15	100%	171
	All program completers, 2013-14									


Single Assessment Institution-Level Pass Rate Data: *Traditional Teacher Preparation Program Within IHE*

	HEOA - Title II 2015 - 2016 Academic Year	
	Institution Name	COLLEGE OF CHARLESTON
	Institution Code	5113
	State	South Carolina

April 6, 2017

Assessment Information ¹	Group	Number Taking Assessment	Number Passing Assessment	Institutional Pass Rate	Institutional Average Scaled Score	Assessment Cut Score ²	Statewide			
							Number Taking Assessment	Number Passing Assessment	Statewide Pass Rate	Statewide Average Scaled Score
BUSINESS ED CONTENT KNOWLEDGE (5101) Test Company: ETS Score Range: 100-200	All enrolled students who have completed all nonclinical courses, 2015-16									
	Other enrolled students, 2015-16									
	All program completers, 2015-16									
	All program completers, 2014-15									
	All program completers, 2013-14						2			
CHEM PHYSICS AND GENERAL SCIENCE (0070) Test Company: ETS Score Range: 250-990	All enrolled students who have completed all nonclinical courses, 2015-16									
	Other enrolled students, 2015-16						2			
	All program completers, 2015-16									
	All program completers, 2014-15						1			
	All program completers, 2013-14						12	12	100%	600
CHEMISTRY CONTENT KNOWLEDGE (0245) Test Company: ETS Score Range: 100-200	All enrolled students who have completed all nonclinical courses, 2015-16									
	Other enrolled students, 2015-16						1			
	All program completers, 2015-16						9			
	All program completers, 2014-15						6			
	All program completers, 2013-14									
ED OF DEAF AND HARD OF HEARING (5272) Test Company: ETS Score Range: 100-200	All enrolled students who have completed all nonclinical courses, 2015-16									
	Other enrolled students, 2015-16						3			
	All program completers, 2015-16						2			
	All program completers, 2014-15						3			
	All program completers, 2013-14						3			


Single Assessment Institution-Level Pass Rate Data: Traditional Teacher Preparation Program Within IHE

	HEOA - Title II 2015 - 2016 Academic Year
	Institution Name COLLEGE OF CHARLESTON
	Institution Code 5113
	State South Carolina

April 6, 2017

Assessment Information ¹	Group	Number Taking Assessment	Number Passing Assessment	Institutional Pass Rate	Institutional Average Scaled Score	Assessment Cut Score ²	Statewide			
							Number Taking Assessment	Number Passing Assessment	Statewide Pass Rate	Statewide Average Scaled Score
ED OF EXCEPTIONAL STUDENTS LEARNING DISAB (0382) Test Company: ETS Score Range: 100-200	All enrolled students who have completed all nonclinical courses, 2015-16									
	Other enrolled students, 2015-16									
	All program completers, 2015-16	1				158	2			
	All program completers, 2014-15									
	All program completers, 2013-14									
EDUCATION OF YOUNG CHILDREN (DISCONTINUED) (5021) Test Company: ETS Score Range: 100-200	All enrolled students who have completed all nonclinical courses, 2015-16									
	Other enrolled students, 2015-16									
	All program completers, 2015-16						14	13	93%	181
	All program completers, 2014-15	8				166	172	172	100%	184
	All program completers, 2013-14	47	47	100%	185	166	512	512	100%	183
EDUCATION OF YOUNG CHILDREN (5024) Test Company: ETS Score Range: 100-200	All enrolled students who have completed all nonclinical courses, 2015-16	5				160	50	43	86%	168
	Other enrolled students, 2015-16	2				160	158	137	87%	170
	All program completers, 2015-16	51	51	100%	176	160	465	454	98%	171
	All program completers, 2014-15	39	38	97%	173	160	292	285	98%	173
	All program completers, 2013-14	1				160	6			
ELEM ED INSTR PRACTICE AND APPL (DISC) (5015) Test Company: ETS Score Range: 100-200	All enrolled students who have completed all nonclinical courses, 2015-16									
	Other enrolled students, 2015-16						1			
	All program completers, 2015-16						4			
	All program completers, 2014-15						229	225	98%	177
	All program completers, 2013-14	48	48	100%	179	161	547	541	99%	177


Single Assessment Institution-Level Pass Rate Data: Traditional Teacher Preparation Program Within IHE

	HEOA - Title II 2015 - 2016 Academic Year
	Institution Name COLLEGE OF CHARLESTON
	Institution Code 5113
	State South Carolina

April 6, 2017


Assessment Information ¹	Group	Number Taking Assessment	Number Passing Assessment	Institutional Pass Rate	Institutional Average Scaled Score	Assessment Cut Score ²	Statewide			
							Number Taking Assessment	Number Passing Assessment	Statewide Pass Rate	Statewide Average Scaled Score
ELEM ED MULTI SUBJ MATHEMATICS (5003) Test Company: ETS Score Range: 100-200	All enrolled students who have completed all nonclinical courses, 2015-16	1				157	14	14	100%	172
	Other enrolled students, 2015-16	1				157	49	45	92%	184
	All program completers, 2015-16	26	25	96%	182	157	119	117	98%	182
	All program completers, 2014-15	5				157	70	66	94%	177
	All program completers, 2013-14									
ELEM ED MULTI SUBJ READING LANG ARTS (5002) Test Company: ETS Score Range: 100-200	All enrolled students who have completed all nonclinical courses, 2015-16	1				157	14	13	93%	169
	Other enrolled students, 2015-16	1				157	49	46	94%	176
	All program completers, 2015-16	26	25	96%	176	157	119	118	99%	174
	All program completers, 2014-15	5				157	70	66	94%	172
	All program completers, 2013-14									
ELEM ED MULTI SUBJ SCIENCES (5005) Test Company: ETS Score Range: 100-200	All enrolled students who have completed all nonclinical courses, 2015-16	1				159	14	11	79%	169
	Other enrolled students, 2015-16	1				159	48	45	94%	173
	All program completers, 2015-16	26	25	96%	174	159	119	114	96%	173
	All program completers, 2014-15	5				159	71	61	86%	167
	All program completers, 2013-14									
ELEM ED MULTI SUBJ SOCIAL STUDIES (5004) Test Company: ETS Score Range: 100-200	All enrolled students who have completed all nonclinical courses, 2015-16	1				155	14	12	86%	164
	Other enrolled students, 2015-16	1				155	48	40	83%	171
	All program completers, 2015-16	26	25	96%	173	155	119	116	97%	171
	All program completers, 2014-15	5				155	71	62	87%	168
	All program completers, 2013-14									

Single Assessment Institution-Level Pass Rate Data: Traditional Teacher Preparation Program Within IHE

		HEOA - Title II 2015 - 2016 Academic Year									
Institution Name		COLLEGE OF CHARLESTON									
Institution Code		5113									
State		South Carolina									
							Statewide				
Assessment Information ¹	Group	Number Taking Assessment	Number Passing Assessment	Institutional Pass Rate	Institutional Average Scaled Score	Assessment Cut Score ²	Number Taking Assessment	Number Passing Assessment	Statewide Pass Rate	Statewide Average Scaled Score	
ELEM ED: INSTRUCTIONAL PRACTICE AND APPLICATIONS (5019) Test Company: ETS Score Range: 100-200	All enrolled students who have completed all nonclinical courses, 2015-16						52	49	94%	169	
	Other enrolled students, 2015-16						126	119	94%	170	
	All program completers, 2015-16	10	10	100%	170	155	361	358	99%	172	
	All program completers, 2014-15	26	26	100%	173	155	336	330	98%	171	
	All program completers, 2013-14						4				
ENG LANG LIT COMP CONTENT & ANALYSIS (DISC) (5044) Test Company: ETS Score Range: 100-200	All enrolled students who have completed all nonclinical courses, 2015-16										
	Other enrolled students, 2015-16						4				
	All program completers, 2015-16						1				
	All program completers, 2014-15						1				
	All program completers, 2013-14	1				166	41	38	93%	180	
ENGLISH LANGUAGE ARTS: CONTENT AND ANALYSIS (5039) Test Company: ETS Score Range: 100-200	All enrolled students who have completed all nonclinical courses, 2015-16						16	14	88%	177	
	Other enrolled students, 2015-16	1				168	43	37	86%	177	
	All program completers, 2015-16	8				168	84	81	96%	178	
	All program completers, 2014-15	10	10	100%	178	168	111	107	96%	177	
	All program completers, 2013-14	3				168	46	45	98%	179	
FRENCH WORLD LANGUAGE (5174) Test Company: ETS Score Range: 100-200	All enrolled students who have completed all nonclinical courses, 2015-16										
	Other enrolled students, 2015-16						1				
	All program completers, 2015-16										
	All program completers, 2014-15	2				162	5				
	All program completers, 2013-14	4				162	8				

April 6, 2017


Single Assessment Institution-Level Pass Rate Data: Traditional Teacher Preparation Program Within IHE

	HEOA - Title II 2015 - 2016 Academic Year	
	Institution Name	COLLEGE OF CHARLESTON
	Institution Code	5113
	State	South Carolina

April 6, 2017

Assessment Information ¹	Group	Number Taking Assessment	Number Passing Assessment	Institutional Pass Rate	Institutional Average Scaled Score	Assessment Cut Score ²	Statewide			
							Number Taking Assessment	Number Passing Assessment	Statewide Pass Rate	Statewide Average Scaled Score
GENERAL SCI CONTENT KNOWLEDGE (0435) Test Company: ETS Score Range: 100-200	All enrolled students who have completed all nonclinical courses, 2015-16									
	Other enrolled students, 2015-16						2			
	All program completers, 2015-16						2			
	All program completers, 2014-15						8			
	All program completers, 2013-14									
GERMAN WORLD LANGUAGE (5183) Test Company: ETS Score Range: 100-200	All enrolled students who have completed all nonclinical courses, 2015-16									
	Other enrolled students, 2015-16									
	All program completers, 2015-16						1			
	All program completers, 2014-15									
	All program completers, 2013-14									
MATH PROOFS MODELS PROBLEMS PART 1 (DISC) (0063) Test Company: ETS Score Range: 100-200	All enrolled students who have completed all nonclinical courses, 2015-16									
	Other enrolled students, 2015-16									
	All program completers, 2015-16									
	All program completers, 2014-15						9			
	All program completers, 2013-14	1				137	47	47	100%	167
MATHEMATICS CONTENT KNOWLEDGE (DISC) (0061) Test Company: ETS Score Range: 100-200	All enrolled students who have completed all nonclinical courses, 2015-16									
	Other enrolled students, 2015-16									
	All program completers, 2015-16									
	All program completers, 2014-15						1			
	All program completers, 2013-14						30	28	93%	149


Single Assessment Institution-Level Pass Rate Data: Traditional Teacher Preparation Program Within IHE

	HEOA - Title II 2015 - 2016 Academic Year
	Institution Name COLLEGE OF CHARLESTON
	Institution Code 5113
	State South Carolina

April 6, 2017

Assessment Information ¹	Group	Number Taking Assessment	Number Passing Assessment	Institutional Pass Rate	Institutional Average Scaled Score	Assessment Cut Score ²	Statewide			
							Number Taking Assessment	Number Passing Assessment	Statewide Pass Rate	Statewide Average Scaled Score
MATHEMATICS CONTENT KNOWLEDGE (5161) Test Company: ETS Score Range: 100-200	All enrolled students who have completed all nonclinical courses, 2015-16						4			
	Other enrolled students, 2015-16						38	31	82%	164
	All program completers, 2015-16	4				150	64	60	94%	166
	All program completers, 2014-15	4				160	88	76	86%	166
	All program completers, 2013-14	1				160	37	35	95%	169
MIDDLE SCHOOL ENG LANG ARTS (DISCONTINUED) (5049) Test Company: ETS Score Range: 100-200	All enrolled students who have completed all nonclinical courses, 2015-16									
	Other enrolled students, 2015-16									
	All program completers, 2015-16						1			
	All program completers, 2014-15						1			
	All program completers, 2013-14						21	20	95%	172
MIDDLE SCHOOL ENG LANG ARTS (5047) Test Company: ETS Score Range: 100-200	All enrolled students who have completed all nonclinical courses, 2015-16	1				164	5			
	Other enrolled students, 2015-16	1				164	22	10	45%	158
	All program completers, 2015-16	8				164	52	44	85%	169
	All program completers, 2014-15	4				164	53	48	91%	170
	All program completers, 2013-14	10	9	90%	170	164	29	25	86%	170
MIDDLE SCHOOL MATHEMATICS (DISCONTINUED) (0069) Test Company: ETS Score Range: 100-200	All enrolled students who have completed all nonclinical courses, 2015-16									
	Other enrolled students, 2015-16						1			
	All program completers, 2015-16									
	All program completers, 2014-15						4			
	All program completers, 2013-14	2					149	33	31	94%


Single Assessment Institution-Level Pass Rate Data: Traditional Teacher Preparation Program Within IHE

	HEOA - Title II 2015 - 2016 Academic Year
	Institution Name COLLEGE OF CHARLESTON
	Institution Code 5113
	State South Carolina

April 6, 2017

Assessment Information ¹	Group	Number Taking Assessment	Number Passing Assessment	Institutional Pass Rate	Institutional Average Scaled Score	Assessment Cut Score ²	Statewide			
							Number Taking Assessment	Number Passing Assessment	Statewide Pass Rate	Statewide Average Scaled Score
MIDDLE SCHOOL MATHEMATICS (5169) Test Company: ETS Score Range: 100-200	All enrolled students who have completed all nonclinical courses, 2015-16						7			
	Other enrolled students, 2015-16	1				165	26	20	77%	172
	All program completers, 2015-16	8				165	73	67	92%	176
	All program completers, 2014-15	9				165	61	59	97%	177
	All program completers, 2013-14	5				165	34	28	82%	172
MIDDLE SCHOOL SCIENCE (DISCONTINUED) (0439) Test Company: ETS Score Range: 100-200	All enrolled students who have completed all nonclinical courses, 2015-16									
	Other enrolled students, 2015-16									
	All program completers, 2015-16									
	All program completers, 2014-15	1				150	10	9	90%	160
	All program completers, 2013-14	10	8	80%	162	150	54	51	94%	163
MIDDLE SCHOOL SCIENCE (5440) Test Company: ETS Score Range: 100-200	All enrolled students who have completed all nonclinical courses, 2015-16						4			
	Other enrolled students, 2015-16						18	13	72%	159
	All program completers, 2015-16	9				150	70	60	86%	160
	All program completers, 2014-15	5				150	35	33	94%	162
	All program completers, 2013-14						1			
MIDDLE SCHOOL SOCIAL STUDIES (5089) Test Company: ETS Score Range: 100-200	All enrolled students who have completed all nonclinical courses, 2015-16	1				155	6			
	Other enrolled students, 2015-16	3				155	25	17	68%	163
	All program completers, 2015-16	17	14	82%	165	155	67	62	93%	167
	All program completers, 2014-15	8				155	57	53	93%	168
	All program completers, 2013-14	17	12	71%	163	155	76	65	86%	165


Single Assessment Institution-Level Pass Rate Data: Traditional Teacher Preparation Program Within IHE

	HEOA - Title II 2015 - 2016 Academic Year
	Institution Name COLLEGE OF CHARLESTON
	Institution Code 5113
	State South Carolina

April 6, 2017

Assessment Information ¹	Group	Number Taking Assessment	Number Passing Assessment	Institutional Pass Rate	Institutional Average Scaled Score	Assessment Cut Score ²	Statewide			
							Number Taking Assessment	Number Passing Assessment	Statewide Pass Rate	Statewide Average Scaled Score
MUSIC CONCEPTS AND PROCESSES (DISCONTINUED) (0111) Test Company: ETS Score Range: 100-200	All enrolled students who have completed all nonclinical courses, 2015-16									
	Other enrolled students, 2015-16									
	All program completers, 2015-16									
	All program completers, 2014-15									
	All program completers, 2013-14						3			
MUSIC CONTENT & INSTRUCTION (5114) Test Company: ETS Score Range: 100-200	All enrolled students who have completed all nonclinical courses, 2015-16						7			
	Other enrolled students, 2015-16						28	16	57%	164
	All program completers, 2015-16						81	78	96%	171
	All program completers, 2014-15						97	89	92%	169
	All program completers, 2013-14	1				162	83	75	90%	169
MUSIC CONTENT KNOWLEDGE (0113) Test Company: ETS Score Range: 100-200	All enrolled students who have completed all nonclinical courses, 2015-16									
	Other enrolled students, 2015-16									
	All program completers, 2015-16									
	All program completers, 2014-15									
	All program completers, 2013-14						3			
PHYSICAL ED CONTENT AND DESIGN (5095) Test Company: ETS Score Range: 100-200	All enrolled students who have completed all nonclinical courses, 2015-16						10	6	60%	169
	Other enrolled students, 2015-16	1				169	40	29	73%	171
	All program completers, 2015-16	7				169	89	88	99%	176
	All program completers, 2014-15	4				169	70	69	99%	176
	All program completers, 2013-14	4				169	80	77	96%	176


Single Assessment Institution-Level Pass Rate Data: Traditional Teacher Preparation Program Within IHE

	HEOA - Title II 2015 - 2016 Academic Year
	Institution Name COLLEGE OF CHARLESTON
	Institution Code 5113
	State South Carolina

April 6, 2017

Assessment Information ¹	Group	Number Taking Assessment	Number Passing Assessment	Institutional Pass Rate	Institutional Average Scaled Score	Assessment Cut Score ²	Statewide			
							Number Taking Assessment	Number Passing Assessment	Statewide Pass Rate	Statewide Average Scaled Score
PHYSICS CONTENT KNOWLEDGE (5265) Test Company: ETS Score Range: 100-200	All enrolled students who have completed all nonclinical courses, 2015-16									
	Other enrolled students, 2015-16						1			
	All program completers, 2015-16						1			
	All program completers, 2014-15	1				130	2			
	All program completers, 2013-14									
PRINC LEARNING AND TEACHING 5-9 (5623) Test Company: ETS Score Range: 100-200	All enrolled students who have completed all nonclinical courses, 2015-16	1				160	17	17	100%	171
	Other enrolled students, 2015-16	5				160	35	33	94%	175
	All program completers, 2015-16	23	23	100%	176	160	204	201	99%	175
	All program completers, 2014-15	21	21	100%	177	160	189	187	99%	175
	All program completers, 2013-14	30	29	97%	175	160	200	198	99%	175
PRINC LEARNING AND TEACHING 7-12 (5624) Test Company: ETS Score Range: 100-200	All enrolled students who have completed all nonclinical courses, 2015-16						42	42	100%	174
	Other enrolled students, 2015-16	1				157	143	139	97%	177
	All program completers, 2015-16	27	27	100%	173	157	428	425	99%	176
	All program completers, 2014-15	28	28	100%	178	157	487	482	99%	176
	All program completers, 2013-14	28	28	100%	180	157	473	469	99%	175
PRINC LEARNING AND TEACHING EARLY CHILD (5621) Test Company: ETS Score Range: 100-200	All enrolled students who have completed all nonclinical courses, 2015-16	5				157	46	40	87%	167
	Other enrolled students, 2015-16						91	83	91%	172
	All program completers, 2015-16	57	57	100%	174	157	470	463	99%	171
	All program completers, 2014-15	48	47	98%	174	157	448	444	99%	171
	All program completers, 2013-14	51	51	100%	171	157	492	485	99%	170


Single Assessment Institution-Level Pass Rate Data: Traditional Teacher Preparation Program Within IHE

	HEOA - Title II 2015 - 2016 Academic Year
	Institution Name COLLEGE OF CHARLESTON
	Institution Code 5113
	State South Carolina

April 6, 2017

Assessment Information ¹	Group	Number Taking Assessment	Number Passing Assessment	Institutional Pass Rate	Institutional Average Scaled Score	Assessment Cut Score ²	Statewide			
							Number Taking Assessment	Number Passing Assessment	Statewide Pass Rate	Statewide Average Scaled Score
PRINC LEARNING AND TEACHING K-6 (5622) Test Company: ETS Score Range: 100-200	All enrolled students who have completed all nonclinical courses, 2015-16	3				160	78	75	96%	175
	Other enrolled students, 2015-16	2				160	222	216	97%	177
	All program completers, 2015-16	63	63	100%	179	160	670	666	99%	177
	All program completers, 2014-15	66	66	100%	178	160	822	820	100%	177
	All program completers, 2013-14	90	89	99%	178	160	775	770	99%	176
SE BEHAVIORAL EMOTIONAL (0371) Test Company: ETS Score Range: 100-200	All enrolled students who have completed all nonclinical courses, 2015-16									
	Other enrolled students, 2015-16									
	All program completers, 2015-16	1				153	1			
	All program completers, 2014-15									
	All program completers, 2013-14									
SE CK AND MILD TO MODERATE APPL (5543) Test Company: ETS Score Range: 100-200	All enrolled students who have completed all nonclinical courses, 2015-16						6			
	Other enrolled students, 2015-16						33	33	100%	175
	All program completers, 2015-16						51	50	98%	176
	All program completers, 2014-15						62	62	100%	175
	All program completers, 2013-14						59	58	98%	175
SE CORE KNOWLEDGE & APPLICATIONS (5354) Test Company: ETS Score Range: 100-200	All enrolled students who have completed all nonclinical courses, 2015-16						17	17	100%	176
	Other enrolled students, 2015-16	2				151	25	25	100%	182
	All program completers, 2015-16	29	29	100%	180	151	113	113	100%	177
	All program completers, 2014-15	33	33	100%	179	151	96	96	100%	176
	All program completers, 2013-14	43	43	100%	177	151	117	117	100%	176


Single Assessment Institution-Level Pass Rate Data: Traditional Teacher Preparation Program Within IHE

	HEOA - Title II 2015 - 2016 Academic Year
	Institution Name COLLEGE OF CHARLESTON
	Institution Code 5113
	State South Carolina

April 6, 2017

Assessment Information ¹	Group	Number Taking Assessment	Number Passing Assessment	Institutional Pass Rate	Institutional Average Scaled Score	Assessment Cut Score ²	Statewide			
							Number Taking Assessment	Number Passing Assessment	Statewide Pass Rate	Statewide Average Scaled Score
SE STUDENTS W INTELLECTUAL DISABILITIES (5322) Test Company: ETS Score Range: 100-200	All enrolled students who have completed all nonclinical courses, 2015-16									
	Other enrolled students, 2015-16	2				143	2			
	All program completers, 2015-16	17	17	100%	182	143	24	24	100%	182
	All program completers, 2014-15	19	19	100%	181	143	32	32	100%	181
	All program completers, 2013-14	2				143	4			
SE STUDENTS WITH MENTAL RETARDATION (DISC) (0321) Test Company: ETS Score Range: 100-200	All enrolled students who have completed all nonclinical courses, 2015-16									
	Other enrolled students, 2015-16									
	All program completers, 2015-16									
	All program completers, 2014-15									
	All program completers, 2013-14	25	25	100%	163	143	43	43	100%	163
SE TEACH STUDENTS W LEARNING DISAB (5383) Test Company: ETS Score Range: 100-200	All enrolled students who have completed all nonclinical courses, 2015-16						16	16	100%	167
	Other enrolled students, 2015-16						3			
	All program completers, 2015-16	12	12	100%	175	151	87	87	100%	168
	All program completers, 2014-15	13	13	100%	175	151	61	60	98%	168
	All program completers, 2013-14	14	14	100%	176	151	64	64	100%	170
SE TEACHING STU WVISUAL IMPAIRMENT (5282) Test Company: ETS Score Range: 100-200	All enrolled students who have completed all nonclinical courses, 2015-16									
	Other enrolled students, 2015-16									
	All program completers, 2015-16									
	All program completers, 2014-15									
	All program completers, 2013-14						1			

Single Assessment Institution-Level Pass Rate Data: Traditional Teacher Preparation Program Within IHE

	HEOA - Title II 2015 - 2016 Academic Year
	Institution Name COLLEGE OF CHARLESTON
	Institution Code 5113
	State South Carolina

April 6, 2017

Assessment Information ¹	Group	Number Taking Assessment	Number Passing Assessment	Institutional Pass Rate	Institutional Average Scaled Score	Assessment Cut Score ²	Statewide			
							Number Taking Assessment	Number Passing Assessment	Statewide Pass Rate	Statewide Average Scaled Score
SE: TEACH STUDENTS W BEH DIS EMOTION DIST (5372) Test Company: ETS Score Range: 100-200	All enrolled students who have completed all nonclinical courses, 2015-16						1			
	Other enrolled students, 2015-16	2				154	2			
	All program completers, 2015-16	23	23	100%	182	154	34	34	100%	182
	All program completers, 2014-15	27	27	100%	183	154	33	33	100%	183
	All program completers, 2013-14	32	32	100%	182	154	40	40	100%	182
SOCIAL STUDIES CONTENT & INTERPRETATION (5086) Test Company: ETS Score Range: 100-200	All enrolled students who have completed all nonclinical courses, 2015-16						10	8	80%	161
	Other enrolled students, 2015-16						40	30	75%	160
	All program completers, 2015-16	7				153	104	100	96%	166
	All program completers, 2014-15	4				153	103	100	97%	165
	All program completers, 2013-14	11	11	100%	170	153	120	114	95%	164
SPANISH WORLD LANGUAGE (5195) Test Company: ETS Score Range: 100-200	All enrolled students who have completed all nonclinical courses, 2015-16						2			
	Other enrolled students, 2015-16						3			
	All program completers, 2015-16	4				168	11	10	91%	179
	All program completers, 2014-15	3				168	12	9	75%	170
	All program completers, 2013-14	1				168	8			
THEATRE (5641) Test Company: ETS Score Range: 100-200	All enrolled students who have completed all nonclinical courses, 2015-16									
	Other enrolled students, 2015-16						1			
	All program completers, 2015-16						2			
	All program completers, 2014-15						7			
	All program completers, 2013-14						5			

Note: In cases where there are less than ten students taking the assessment or license/certificate, the number passing and pass rate are not reported.

¹Tests with multiple delivery options (computer, paper, etc.) will be noted with the assessment code for one format only.

²Cut scores may vary for groups depending upon when the cut scores are established by the state and when each group completed their teacher certification or licensure assessment.